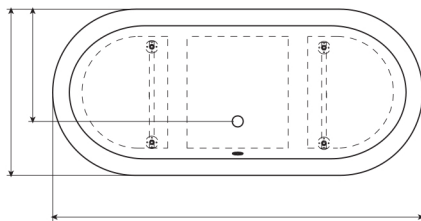


1



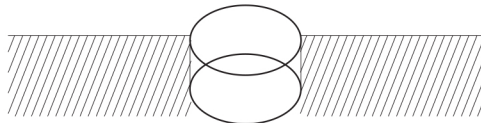
Outils

2



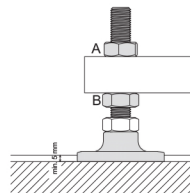
Mesurer les dimensions suivantes

3



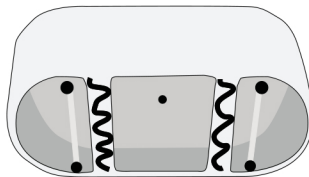
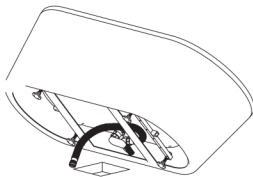
Perçer le trou d'évacuation

4



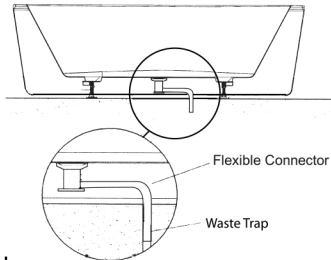
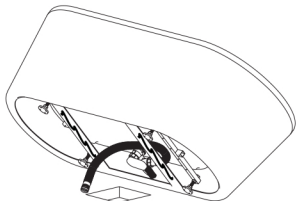
Ajuster les pieds de réglage de niveau

5



Injecter du silicone comme indiquer

6



Insérer le tube d'évacuation dans le trou de vidage

7

